

Christmas Signature Equity Strategy

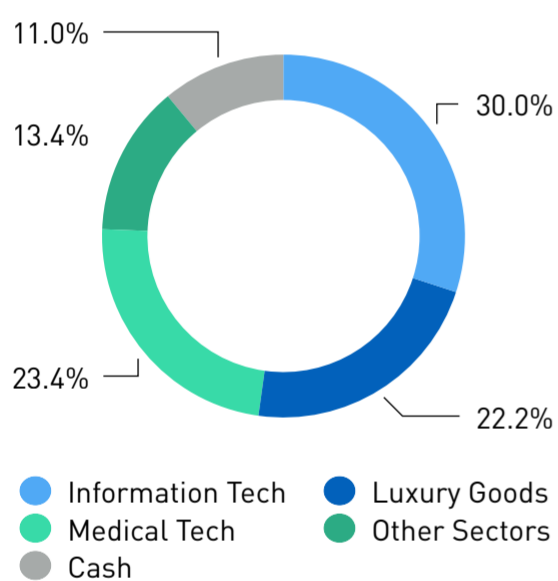
Exposure to U.S. innovation and European heritage

The Strategy seeks to invest in companies across the U.S. and Euro Area with strong long-term growth, high operating profit margin, sustainable competitive advantages through innovation and/or brand value, resistance against macroeconomic downturn, and attractive valuation.

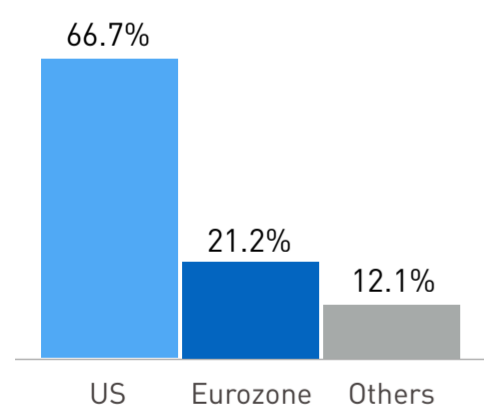
The portfolio is long-only and shall be concentrated on 15 to 25 stocks. ETF(s) may be held in an effort to improve diversification.

Client portfolio is managed using separately managed account scheme.

Portfolio by Sector



Portfolio by Region



Top Holdings

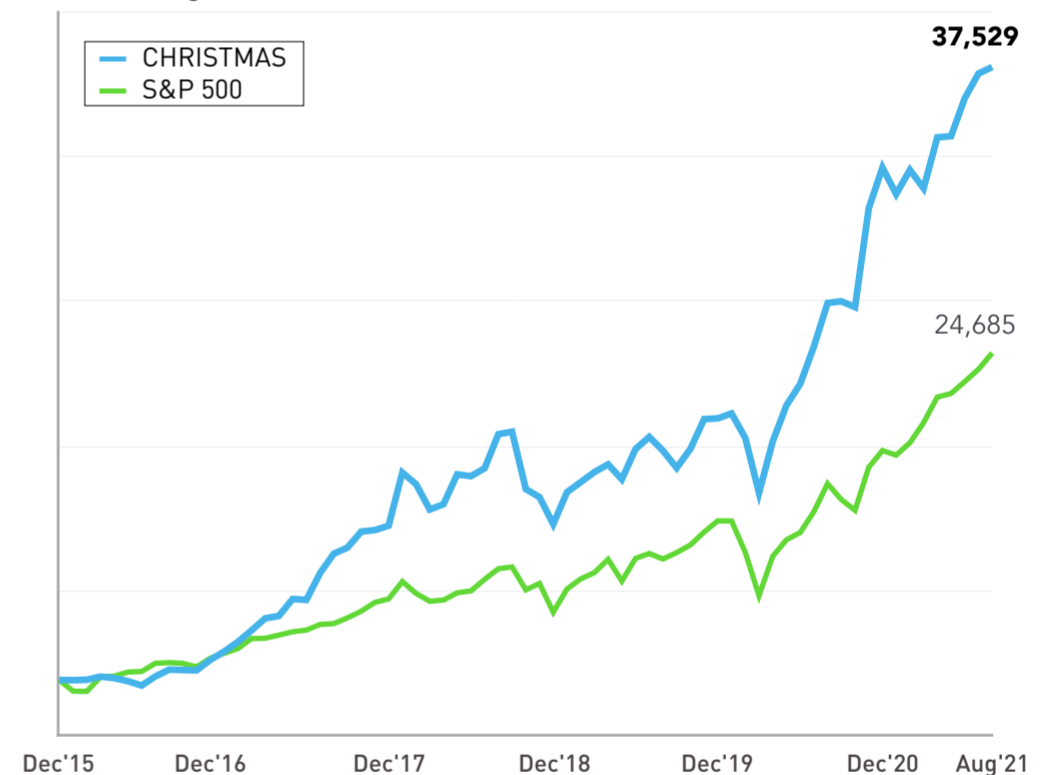
Ferrari NV
Hermes International SA
The Trade Desk Inc
InMode Ltd
Visa Inc

PERFORMANCE

	CHRISTMAS	S&P 500
Since Inception*	275.29%	146.85%
Annualized	26.25%	17.26%
Year-to-Date	13.69%	21.58%
Last 12 Months	39.34%	31.17%
Sharpe Ratio	1.39	1.04
Beta	0.93	
Alpha	8.08%	
Capture Ratio	1.51	

* Inception: January 1, 2016
Christmas results are net of 1% management fee and brokerage commissions.

Christmas vs S&P 500 — Growth of \$10,000 since inception
including reinvestment of dividends



Period	Jan	Feb	Mar	Apr	May	Jun	Jul	Aug	Sep	Oct	Nov	Dec	Christmas	S&P 500
2016	-0.08%	0.21%	1.40%	-0.67%	-1.36%	-1.96%	4.23%	2.98%	-0.17%	-0.12%	4.48%	3.42%	12.76%	11.96%
2017	3.85%	4.39%	4.46%	0.84%	5.92%	-0.29%	8.81%	5.93%	1.74%	4.51%	0.42%	1.17%	50.18%	21.83%
2018	14.10%	-2.69%	-6.06%	1.34%	7.51%	-0.43%	1.87%	7.84%	0.53%	-12.18%	-1.94%	-6.66%	0.42%	-4.39%
2019	8.51%	2.42%	2.41%	1.88%	-3.38%	7.14%	2.73%	-2.94%	-3.87%	4.43%	6.55%	0.15%	28.23%	31.49%
2020	1.02%	-5.01%	-11.81%	12.54%	7.82%	4.27%	7.25%	7.82%	0.28%	-0.97%	16.61%	5.84%	51.77%	18.40%
2021	-3.59%	3.41%	-2.50%	7.13%	0.14%	4.96%	3.06%	0.79%					13.69%	21.58%
CUM.													275.29%	146.85%




PORTFOLIO MANAGERS

The portfolio is managed by Eduardus Christmas and Ivan Indrapermana, CFA.

Eduardus has an expertise in corporate finance and equity valuation, with experience of investing in the U.S. and emerging markets for more than 15 years. He also advises private equity dealings and valuations.

Ivan previously worked as head of research at AIA Financial, analyst at Bahana TCW Investment Management, and an auditor at Ernst & Young. Ivan is a CFA charterholder.

HOW TO INVEST

 Arrangement	 Fee Structure	 Onboarding
<p>Separately Managed Account at Interactive Brokers</p> <p>Minimum opening: U.S. clients: \$5,000 Non U.S. clients: \$10,000</p>	<p>U.S. Clients 1.00% annual management fee, charged on daily basis</p> <p>Non U.S. Clients 15% performance fee with 1.25% hurdle rate, charged on quarterly basis</p>	<p>Visit: www.christmascorp.com and click “Join now”</p> <p>More information: customer@christmascorp.com</p>

DISCLOSURE

This Factsheet displays the actual performance of Christmas Signature Strategy, including reinvestment of dividends, net of: 1% annual management fee, brokerage commissions, and the deduction of non-U.S. withholding taxes.

Performance of some clients may slightly differ from this report due to non-fractional capabilities of some securities resulting in difference of portfolio weighting, timing of deposit or withdrawals, and different fee arrangements.

S&P 500 Total Return is used as a benchmark, which includes reinvestment of dividends, but does not reflect any transaction costs.

Christmas Corporation (“Christmas”) is an investment adviser registered with the Securities and Exchange Commission (“SEC”). Registration does not imply a certain level of skill or training nor does it imply endorsement by The SEC. Please see our Form ADV and other disclosures.

Investments in securities: Not FDIC Insured • No Bank Guarantee • May Lose Value, and there is always the potential of losing money when you invest in securities. Past performance is no guarantee of future results. Performance results were prepared by Christmas, and have not been reviewed or audited by an independent accountant. Performance estimates are subject to future adjustment and revision. Any expected returns or projections are hypothetical in nature and may not reflect actual future performance.